



Introductory sub-table (I)(a)

Name of the Company: SIBAR AUTO PARTS LIMITED			
Scrip Code, Name of the scrip, class of security : 520141			
Quarter ended: 30.06.2013			
Partly paid-up shares:-	No. of partly paid-up shares	As a % of total no. of partly paid-up shares	As a % of total no. of shares of the company
Held by promoter/promoter group	0	0	0
Held by public			
Total - D	0	0	0
Outstanding convertible securities:-	No. of outstanding securities	As a % of total no. of outstanding convertible securities	As a % of total no. of shares of the company, assuming full conversion of the convertible securities
Held by promoter/promoter group	0	0	0
Held by public			
Total - E	0	0	0
Warrants:-	No. of warrants	As a % of total no. of warrants	As a % of total no. of shares of the company, assuming full conversion of warrants
Held by promoter/promoter group	0	0	0
Held by public			
Total - F	0	0	0
Total paid-up capital of the company, assuming full conversion of warrants and convertible securities	5535100	0	0


SIBAR AUTO PARTS LTD



 Authorised Signatory


Statement Showing Shareholding Pattern

		Table (I)(a)			Total shareholding as a percentage of total number of shares		Shares Pledged or otherwise encumbered	
Category code	Category of Shareholder	Number of Shareholders	Total number of shares	Number of shares held in dematerialized form	As a percentage of (A+B) ¹	As a percentage of (A+B+C)	Number of shares	As a percentage
(I)	(II)	(III)	(IV)	(V)	(VI)	(VII)	(VIII)	(IX) = (VIII)/(IV)*100
(A)	Shareholding of Promoter and							
1	Indian							
(a)	Individuals/ Hindu Undivided Family							
		9	1397692	1397692	25.25	25.25	Nil	Nil
(b)	Central Government/ State Government(s)	1	250000	250000	4.52	4.52	Nil	Nil
(c)	Bodies Corporate							
(d)	Financial Institutions/ Banks							
(e)	Any Others(Specify)							
(e-i)								
(e-ii)								
	Sub Total(A)(1)	10	1647692	1647692	29.77	29.77	Nil	Nil
2	Foreign							
a	Individuals (Non-Residents Individuals/ Foreign Individuals)							
b	Bodies Corporate							
c	Institutions							
d	Any Others(Specify)							
d-i								
d-ii								
	Sub Total(A)(2)	0	0	0	0.00	0.00	0	
	Total Shareholding of Promoter and	10	1647692	1647692	29.77	29.77	Nil	Nil
(B)	Public shareholding							
1	Institutions							
(a)	Mutual Funds/ UTI	1	500000	500000	9.03	9.03	Nil	Nil
(b)	Financial Institutions/ Banks	1	29000	29000	0.52	0.52	Nil	Nil
(c)	Central Government/ State Government(s)							
(d)	Venture Capital Funds							
(e)	Insurance Companies							
(f)	Foreign Institutional Investors							
(g)	Foreign Venture Capital Investors							
(h)	Any Other (specify)							
(h-i)								
(h-ii)								
	Sub-Total (B)(1)	2	529000	529000	9.56	9.56	Nil	Nil




B 2	Non-institutions							
(a)	Bodies Corporate	66	199468	130268	3.60	3.60	Nil	Nil
(b)	Individuals				0.00	0.00		
I	Individuals -i. Individual shareholders holding nominal share capital up to Rs 1 lakh	9312	2307990	686790	41.70	41.70	Nil	Nil
II	ii. Individual shareholders holding nominal share capital in excess of Rs. 1 lakh.	21	648450	563850	11.72	11.72	Nil	Nil
(c)	NRI's	102	202500	19000	3.66	3.66	Nil	Nil
(c-i)					0.00	0.00		
(c-ii)					0.00	0.00		
	Sub-Total (B)(2)	9501	3358408	1399908	60.67	60.67	Nil	Nil
(B)	Total Public Shareholding (B)= (B)(1)+(B)(2)	9503	3887408	1928908	70.23	70.23	Nil	Nil
	TOTAL (A)+(B)	9513	5535100	3576600	100.00	100.00	Nil	Nil
(C)	Shares held by Custodians and against which Depository Receipts have been issued							
1	Promoter and Promoter Group							
2	Public							
	Sub-Total (C)	0	0	0		0	0	
	GRAND TOTAL (A)+(B)+(C)	9513	5535100	3576600	100.00	100.00	Nil	Nil

SIBAR AUTO PARTS LTD

Authorised Signatory




Sr.No	Notes
1	
2	
3	
4	
5	
6	
7	
8	
9	



(I)(b) Statement showing holding of securities (including shares, warrants, convertible securities) of persons belonging to the category "Promoter and Promoter Group"


Sr. No.	Name of the shareholder	Details of Shares held		Encumbered shares (*)			Details of warrants		Details of convertible securities		Total shares (including underlying shares assuming full conversion of warrants and convertible securities) as a % of diluted share capital
		Number of shares held	As a % of grand total (A)+(B)+(C)	No.	As a percentage	As a % of grand total (A)+(B)+(C) of sub-clause (I)(a)	Number of warrants held	As a % total number of warrants of the same class	Number of convertible securities held	As a % total number of convertible securities of the same class	
(I)	(II)	(III)	(IV)	(V)	$(VI) = (V)/(III) * 100$	(VII)	(VIII)	(IX)	(X)	(XI)	(XII)
1	A. ARUNA	42620	0.77	Nil	Nil	Nil	Nil	Nil	Nil	Nil	Nil
2	A CHENNA KRISHNAIAH	99320	1.79	Nil	Nil	Nil	Nil	Nil	Nil	Nil	Nil
3	A USHA	42790	0.77	Nil	Nil	Nil	Nil	Nil	Nil	Nil	Nil
4	APIDC	250000	4.52	Nil	Nil	Nil	Nil	Nil	Nil	Nil	Nil
5	P MADHU PRATAP	197100	3.56	Nil	Nil	Nil	Nil	Nil	Nil	Nil	Nil
6	P RAVI CHANDRA	131000	2.37	Nil	Nil	Nil	Nil	Nil	Nil	Nil	Nil
7	P SUGUNAMMA	378680	6.84	Nil	Nil	Nil	Nil	Nil	Nil	Nil	Nil
8	P VEERANARAYANA	266182	4.81	Nil	Nil	Nil	Nil	Nil	Nil	Nil	Nil
9	P ANNAPURNA	200000	3.61	Nil	Nil	Nil	Nil	Nil	Nil	Nil	Nil
10	P CHARITHA	40000	0.72	Nil	Nil	Nil	Nil	Nil	Nil	Nil	Nil
TOTAL		1647692	29.77	Nil	Nil	Nil	Nil	Nil	Nil	Nil	Nil

(*) The term "encumbrance" has the same meaning as assigned to it in regulation 28(3) of the SAST Regulations, 2011




(I)(c)(i) Statement showing holding of securities (including shares, warrants, convertible securities) of persons belonging to the category "Public" and holding more than 1% of the total number of shares

Sr. No.	Name of the shareholder	Number of shares held	Shares as a percentage of total number of shares {i.e., Grand Total (A)+(B)+(C) indicated in Statement at para (I)(a) above}	Details of warrants		Details of convertible securities		Total shares (including underlying shares assuming full conversion of warrants and convertible securities) as a % of diluted share capital
				Number of warrants held	As a % total number of warrants of the same class	Number of convertible securities held	% w.r.t total number of convertible securities of the same class	
1	AMREX MARKETING PVT .LTD	500000	9.03	Nil	Nil	Nil	Nil	Nil
2	SHAHZAAD DALAL	174200	3.15	Nil	Nil	Nil	Nil	Nil
TOTAL		674200	12.18	0		0		



(I)(c)(ii) Statement showing holding of securities (including shares, warrants, convertible securities) of persons (together with PAC) belonging to the category "Public" and holding more than 5% of the total number of shares of the company

Sr. No.	Name(s) of the shareholder(s) and the Persons Acting in Concert (PAC) with them	Number of shares	Shares as a percentage of total number of shares {i.e., Grand Total (A)+(B)+(C) indicated in Statement at para (I)(a) above}	Details of warrants		Details of convertible securities		Total shares (including underlying shares assuming full conversion of warrants and convertible securities) as a % of diluted share capital
				Number of warrants	As a % total number of warrants of the same class	Number of convertible securities held	% w.r.t total number of convertible securities of the same class	
1	Amrex Marketing Pvt. Ltd	500000	9.03	Nil	Nil	Nil	Nil	Nil
TOTAL		500000	9.03	0	0	0	0	0



(I)(d) Statement showing details of locked-in shares

Sr. No.	Name of the shareholder	Number of locked-in shares	Locked-in shares as a percentage of total number of shares {i.e., Grand Total (A)+(B)+(C) indicated in Statement at para (I)(a) above}
	Nil	Nil	Nil
TOTAL		0	0.00

(II)(a) Statement showing details of Depository Receipts (DRs)

Sr. No.	Type of outstanding DR (ADRs, GDRs, SDRs, etc.)	Number of outstanding DRs	Number of shares underlying outstanding DRs	Shares underlying outstanding DRs as a percentage of total number of shares {i.e., Grand Total (A)+(B)+(C) indicated in Statement at para (I)(a) above}
	Nil	Nil	Nil	
TOTAL		0	0	0.00

(II)(b) Statement showing holding of Depository Receipts (DRs), where underlying shares held by "promoter/promoter group" are in excess of 1% of the total number of shares

Sr. No.	Name of the DR Holder	Type of outstanding DR (ADRs, GDRs, SDRs, etc.)	Number of shares underlying outstanding DRs	Shares underlying outstanding DRs as a percentage of total number of shares {i.e., Grand Total (A)+(B)+(C) indicated in Statement at para (I)(a) above}
	Nil	Nil	Nil	Nil
TOTAL			0	

SIBAR AUTO PARTS LTD

Authorised Signatory

